



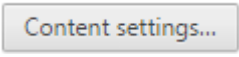
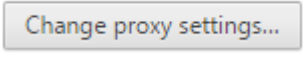
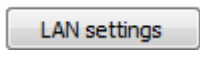

Off-Campus Access to Full-Text



Most of the library's electronic resources - databases, journals, books and reprints are only accessible to Tel-Aviv University community and are not accessible to the general public. To access these resources off campus please configure the proxy settings in your computer.

This is a one-time step that will serve you throughout your studies.

Configuring Proxy Settings for Old Versions of Chrome

- Look for the "Settings" sign  or  on the side of the address bar and click on it.
- Choose SETTINGS
- In the advanced settings, under PRIVACY click on Content settings 
- Choose ALLOW ALL SITES TO SHOW POP-UPS
- Click on DONE
- Click on CHANGE PROXY SETTINGS  under NETWORK.
- In the INTERNET PROPERTIES window, choose the CONNECTIONS tab.
- Click on LAN SETTINGS 
- Check the second option: "Use automatic configuration script"
- In the ADDRESS line type: `http://www.tau.ac.il/remote.pac`
- Click OK, and then click on 
- Restart the browser and go to the library homepage.

After configuring PROXY settings in your computer, whenever you connect to the library's resources, an identification screen will automatically appear. Log-in with your university Username and Password.

For any technical assistance please contact the Information Technology & Computing Division in the University. Phone: 03-6408888